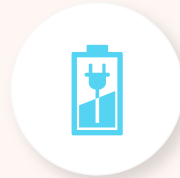


Amber Covert T400-LA

Advanced LTE Terminal



Reliable 4G connection with
fallback to 3G network



Allows device to work without
external power source



Configurable DIN/AIN for flexible remote
monitoring and control



Impulse inputs for fuel flow
meters data reading



Negative input will allow easier
installation of accessories



CAN data reading from vehicles
and specialized transport



ADVANCED LTE TERMINAL WITH FLEXIBLE INPUTS CONFIGURATION

ACT 400-LA is small and professional real-time tracking terminal with GNSS and LTE/3G/GSM connectivity and backup battery. Device equipped with GNSS/Bluetooth and LTE modules, internal GNSS, LTE antennas, configurable digital, analogue inputs and digital outputs, negative input, impulse inputs. It is perfectly suitable for applications where location acquirement of remote objects is needed: fleet management, car rental companies, taxi companies, public transport, logistics companies, personal cars and so on.

Use Cases



Light Vehicles



Heavy Duty Transport



Trailer Tracking



Refrigerated Transport



International Logistics



Car Sharing



Module

Name	ACT 400-LA
Technology	LTE(Cat1)/3G(UMTS/HSPA)/2G(GSM/GPRS)/GNSS/BLUETOOTH

GNSS

GNSS	GPS, GLONASS, GALILEO, BEIDOU, QZSS, AGPS
Receiver	Tracking: 33
Tracking sensitivity	-165 dBm
Position accuracy	< 2.5 CEP
Velocity accuracy	<0.1m/s (within +/- 15% error)
Hot start	< 1 s
Warm start	< 25 s
Cold start	< 35 s

Cellular

Technology	LTE Cat 1, UMTS, GSM
2G bands	ACT 400-LA-ME1: GSM: B2/B3/B5/B8 ACT 400-LA-ME3: GSM: B2/B3/B5/B8 ACT 400-LA-ML1: GSM: B2/B3/B5/B8
2G bands (EC21)	EC21-EC: GSM: B3/B8 EC21-AU: GSM: B2/B3/B5/B8
3G bands (EC21)	EC21-AU: WCDMA: B1/B2/B5/B8 EC21-EC: WCDMA: B1/B8
4G bands (SLM320)	ACT 400-LA-ME1: LTE FDD: B1/B3/B5/B7/B8/B20 LTE-TDD: B38/B40/B41 ACT 400-LA-ME3: LTE FDD: B1/B3/B7/B8/B20/B28 LTE-TDD: B38/B40/B41 ACT 400-LA-ML1: LTE FDD: B1/B2/B3/B4/B5/B7/B8/B20/B28 LTE-TDD: B40
4G bands (EC21)	EC21-EC: LTE FDD: B1/B3/B7/B8/B20/B28A EC21-AU: LTE FDD: B1/B2/B3/B4/B5/B7/B8/B28/ LTE TDD: B40 EC21-J: LTE FDD: B1/B3/B8/B18/B19/B26 EC21-KL: LTE FDD: B1/B3/B8/B18/B19/B26
Data transfer (SLM320)	LTE: LTE FDD: Max 10Mbps (DL)/Max 5Mbps (UL) LTE TDD: Max 8Mbps (DL)/Max 2Mbps (UL) GSM: GPRS: Max 85.6Kbps (DL)/Max 85.6Kbps (UL)
Data transfer (EC21)	LTE: LTE FDD: Max 10Mbps (DL)/Max 5Mbps (UL) LTE TDD: Max 8.96Mbps (DL)/Max 3.1Mbps (UL) UMTS: WCDMA: Max 384Kbps (DL)/Max 384Kbps (UL) GSM: GPRS: Max 107Kbps (DL)/Max 85.6Kbps (UL)
3 A, 125 V	Class 4 for GSM850/900: 23±2dBm Class 1 for GSM1800/1900: 20±2dBm Class 3 for LTE-TDD: 23±2.7dBm Class 3 for LTE-FDD: 23±2.7dBm
Data support	SMS (text/data)

Power

Input voltage range	10 - 30 V DC with overvoltage protection
Internal Back-up battery	170 mAh Li-Ion battery 3.7 V (0.63 Wh)
Internal fuse	3 A, 125 V
Power consumption	At 12V < 3 mA (Ultra Deep Sleep) At 12V < 5 mA (Deep Sleep) At 12V < 16 mA (Online Deep Sleep) At 12V < 18 mA (GPS Sleep) At 12V < 33 mA (nominal with no load) At 12V < 2A Max. (with full Load / Peak)

Bluetooth

Specification	4.0 + LE
Supported peripherals	Temperature and Humidity sensor, OBDII dongle, Inateck Barcode Scanner, Universal BLE sensors support

Physical specification

Dimensions	65 × 56.6 × 20.6 mm (L x W x H)
Weight	55 g

Operating environment

Operating temperature (without battery)	-20 °C to +85 °C
Storage temperature (without battery)	-20 °C to +85 °C
Operating temperature (with battery)	-20 °C to +40 °C
Storage temperature (with battery)	-20 °C to +45 °C
Operating humidity	5% to 95% non-condensing
Ingress Protection Rating	IP41
Battery charge temperature	0 °C to +45 °C
Battery discharge temperature	20 °C to +60 °C
Battery storage temperature	-20 °C to +45 °C for 1 month -20 °C to +35 °C for 6 months

Interface

Digital Inputs	3
Negative Inputs	1 (Digital Input 2)
Impulse Inputs	2 (Digital Input 1, Digital Input 2)
Digital Outputs	3
Analog Inputs	2
CAN Adapter Inputs	1
1-Wire	1
GNSS antenna	Internal High Gain
Cellular antenna	Internal High Gain
USB	2.0 Micro-USB
LED indication	2 status LED lights
SIM	Micro-SIM + eSIM
Memory	128MB internal flash memory

Features

Sensors	Accelerometer
Scenarios	Green Driving, Over Speeding detection, GNSS Fuel Counter, DOUT Control Via Call, Excessive Idling detection, Immobilizer, iButton Read Notification, Unplug detection, Towing detection, Crash detection, Auto Geofence, Manual Geofence, Trip
Sleep modes	GPS Sleep, Online Deep Sleep, Deep Sleep, Ultra Deep Sleep
Configuration and firmware update	FOTA Web, FOTA, Teltonika Configurator (USB, Bluetooth), FMBT mobile application (Configuration)
SMS	Configuration, Events, DOUT control, Debug
GPRS commands	Configuration, DOUT control, Debug
Time Synchronization	GNSS, NITZ, NTP
Fuel monitoring	LLS (Analog), LV-CAN200, ALL-CAN300, CAN-CONTROL, OBDII dongle
Ignition detection	Digital Input 1, Accelerometer, External Power Voltage, Engine RPM (CAN Adapters, OBDII dongle)


Certification & Approvals


Regulatory	CE/RED, E-mark, RCM, TELEC, JATE, EAC, REACH, RoHS
------------	--



Need help? Contact 24/7 live support!

 In App Chat

 support@amberconnect.com

 Chat via website www.amberconnect.com

Works with Android phones and tablets, iPhone, iPad.

Compatible with Chrome, Mac and PC web browsers.



Amber Connect

Scan this QR code to download your App

©2024 Amber Connect Limited. All rights reserved.